

LOPO®

LOPO®

LOPO INTERNATIONAL LIMITED
ADD: TANGSHANG INDUSTRIAL DISTRICT OF
GUANQIAO, NANAN, FUJIAN, CHINA

PC: 362341

MP: +86 159 6081 0759
MP: +86 180 5927 5325
TEL: +86 592 5073 725
FAX: +86 592 3778 925
E-MAIL: lopo@lopochina.com
www.lopochina.com

LOPO INTERNATIONAL LIMITED



CLAY TILE
TERRACOTTA FACADE PANEL

CLAY PAVER
TERRACOTTA BAGUETTE

ARTIFICIAL STONE
TERRACOTTA BAGUETTE

LOPO INTERNATIONAL LIMITED

www.lopochina.com

Brief Introduction



Clay Tile



Artificial Stone



Terracotta Panel



Terracotta Baguette

LOPO International Limited is a family-owned corporation established in 2002 by the couple Mr Xinghua Peng and Mrs Meiyu Yang. Over the past decade, LOPO has become the major building material manufacturer in mainland China. Now we have set up 3 factories in Fujian province, which are LOPO Clay Tile, LOPO Terracotta Facade Panel, LOPO Artificial Stone.

Equipped by advanced production lines imported from Italian, excellent technical team and more than 600 skilled workers, we are capable of providing high-quality products with extensive range of colors, textures and sizes. LOPO clay tile and terracotta facade Panel have met the requirement of EU and ASTM standard. It's our honor that more and more of LOPO terracotta products have been applying in world-class projects like Beijing Olympic facilities and 'Hamburg House' in Expo 2010 Shanghai. Our products have been well-recognized by developers and distributors at home and abroad. We have established strategic partnership with noted real estate companies in China, such as Vanke, Crland, Vantong, Merchants Estate companies etc. Depending on our devoted services, qualified products and competitive prices, we have also won the approval of our distributors from overseas.

We make sure LOPO terracotta products always meet your expectation! Welcome to contact us for further cooperation!



80,000square meters open stockyard with the daily reserve of natural clay raw materials amounts to 300,000 tons.



The semi-product indoor repository with storage capacity of 150,000 tons



A batch storage system which can reserve 12,000 tons of prepared clay material



Advanced germany-imported equipments



Italian-imported vacuum extruder



Automatic temperature control tunnel kiln



Imported molding machines of vacuum extrusion



Domestic longest roller kiln (260-meter) with 428 firing units



The automatic production line with the processing capacity of shaping, cutting and polishing



Workshops and production Lines



Clay Tile



Colors of LOPO Clay Tile	03 / 08
2010 EXPO Shanghai	09 / 10
Handmade Texture Series	11 / 12
Frosted Texture Series	13 / 16
Restored Texture Series	17 / 24
Zephyr Texture Series	25 / 26
Matte Texture Series	27 / 38
Natural Flat Series	39 / 42
Linear Texture Series	43 / 46
Special Shape Series	47 / 48



Clay Paver

Clay Paver Series	49 / 54
-------------------	---------



Artificial Stone

Field Stone Series	55 / 56
Rock Stone Series	57 / 70
Ledge Stone Series	71 / 78
Cultured Brick Veneer Series	79 / 92
Grainy Stone Series	93 / 94
Castle Stone Series	95 / 98



Terracotta Panel & Baguette

	99 / 100
--	----------

Construction Method of Clay Tile



I. Material: low alkali cement or alkali-free adhesive, fine sand (screened), and clay tile.

II. Tools: cutting machine, trowel, level ruler, ink fountain, rubber sheet, sponge, pointing trowel, clean cloth, etc.




III. Construction method:

- 1). Basement layer treatment: build leveling blanket on the wall according to the construction requirements, and apply water-proofing treatment.
- 2). Snapping the line: distinguish the size and color number of tiles; determine mortar joint spacing between tiles (generally a gap of around 8mm is left); determine the requirements for paving design (H-shaped paving and well-mouth-shaped paving); snap dividing lines on dried leveling blanket according to the paving design requirements and the actual specification of tiles.
- 3). Wetting: wet the surface of walls before paving, let the wall surface dry in the air for 2-3 hours, then pave the tiles.
- 4). Paving tiles: in order to keep the surface of tiles clean, pave tiles from above down on the wall of the building; use trowel to smear the mortar on the back of tiles, and fill the bottom of tiles entirely without leaving any gap, and then pave tiles on the wall along the dividing lines. Wet and wring a sponge to wipe off excessive mortar on the surface of tiles timely.
- 5). Joint filling: use trowel to fill the gap: put joint filling material or cement mortar (cement: fine sand =2:1) (adjust the ratio according to the condition of the site, slightly thicker material is preferred) on the mortarboard; trowel it into mortar layer with the thickness of 8mm (namely the size of the selected mortar joint), use trowel to divide the layer into strips with the size of 8mmX8mm, and push the strips into the joints of tiles, then use a pointing trowel to make joint pointing. Try to avoid the filling materials or cement mortar from dirtying the tile surface; if it happens, use a wet clean cloth or sponge to wipe clean the tile surface immediately.
- 6). Joint pointing: there are three kinds of effects of tile joint, namely round concave, flat concave, and tile surface alignment. Different tile joint designs can obtain different decorative effects. (Note: the joint must be tightly filled without any omission, and the filled joints should not be higher than the tile surface; otherwise, cement infiltration or blanching phenomenon may occur to the tile joints in future.)
- 7). Cleaning and maintenance: check whether mortar joints have cracks before cleaning, repair timely if cracks occur. 15-24 hours after the completion of joint filling (according to the weather conditions of the day) and when the mortar solidifies to a certain strength, use clean water to scrub the tile surface from above down until clean. (Note: it is very important for the quality of the whole construction to control the above-mentioned times.)
- 8). Avoid cleaning the wall surface by using oxalic acid, because white frost or other phenomena may occur if the surface is not cleaned properly by using oxalic acid.
- 9). White frost or other problems may occur and dirty the tile surface if "big area joint pointing" is not done properly, which may cause the tile surface hard to clean; therefore, it is not recommended to use this construction method.
- 10). It is required to avoid dirtying the tile surface as far as possible throughout the construction process.

	Clay tile	Vitrified tile	Cultured stone	Coating	Glazed tile
Ingredient	80% is clay	80% is ore	Cement+ lightweight aggregate + quartz sand	Organic petrochemicals	80% is ore, and the glaze is inorganic chemical materials
Molding	Vacuum extrusion molding	Dry powder pressing	Slurry reverse moulding		Dry powder pressing
Firing	Tunnel kiln, 36 hours of firing	Roller kiln, 40 minutes of firing	steam curing		Roller kiln, 40 minutes of firing
Coloring mechanism	Coloring from high temperature burning clay	Additional chemical pigments	Additional chemical pigments	Additional chemical pigments	Additional chemical pigments
Service life	Remain unbroken for 10 years, and remain new for 100 years.	Second weathering possibility	Second weathering possibility and color fading	Prone to aging, easy to crack, and easy to fade	Second weathering possibility and cracks in glaze
Acid-proof and alkali-proof	Excellent	Excellent	Excellent	Fine	Fine
Dust adsorption capacity	Normal	Normal	Poor	Good	Good
Moisture resistance	Excellent	Poor	Excellent	Poor	
Compatibility between color and the surrounding environment	Everything grows from the soil. The soil color and the environment complement each other.	Normal	Excellent	Normal	Normal
Visual perception	Natural	Simple and dull	Natural	Fatigable	Fatigable
Heat preservation	Good	Normal	Excellent	Poor	Normal







LOPO®

Hamburg House of
Shanghai EXPO 2010



LOPO clay brick has been applied in Hamburg House of Shanghai EXPO 2010 as part of the building concept - Sustainable Urban Development and Ecological, Climate-friendly Construction. This highly-customized external cladding is characterize of energy effectiveness, heat preservation etc. which stands for the most advanced technology in this industry. We feel honorable to contribute our long-term experience and intelligence.

Clay Tile

CLAY TILE

Handmade Texture Series

Natural Clay Without Glaze Three Dimensions A.B.C

A 240x60x11mm		B 230x52x11mm		C 200x52x11mm			
SHAPE	NO.	SYMBOL	SIZE	THK	PCS/STN	WT/CTN	
形状图	产品编号	代号	规格尺寸(mm)	厚度(mm)	每箱片数	每箱重量kg	
	二丁挂平	WK/WX	A	240x60	11.0	60	19.5
	标准角砖	L	A	(174+50)x60	11.0	56	18
	二丁屏风角砖	L	A	(60+60)x240	11.0	30	20

【装箱参数】

室外地面 Outdoor ground
 室内地面 Indoor ground
 浴室地面 Bathroom ground
 室外壁 Outdoor wall
 室内壁 Indoor
 抗冻 Frost-resistant



NO:WK7557



NO:WKS7767



NO:WKS6377



NO:WKS7768



NO:WXP634



NO:WXPS6704



NO:WXPS6316



NO:WXS5692



NO:WXPS6373



NO:WXPS6322




NO:WX998 60x190x12mm



NO:WX634 50x240x12mm



NO:WX6341 60x190x12mm



NO:WXS6321 60x240x11mm

CLAY TILE

Handmade Texture Series

Natural Clay Without Glaze Three Dimensions A.B.C

Corner tile is available for all series



NO:WXS8684 60x240x11mm



NO:WXS5764 60x240x11mm



NO:WXS6354 60x240x11mm



NO:WX270 60x240x11mm

Clay Tile

CLAY TILE

Frosted Texture Series

Natural Clay Without Glaze Three Dimensions A.B.C

① 240x60x11mm ② 230x52x11mm ③ 200x52x11mm

SHAPE	NO.	SYMBOL	SIZE	THK	PCS/STN	WT/CTN
形状图	产品编号	代号	规格尺寸(mm)	厚度(mm)	每箱片数	每箱重量kg
 二丁挂平	WH / WHS	B	230x52	11.0	70	20
 标准角砖	L	B	(168+50)x52	11.0	56	17
 二丁屏风角砖	L	B	(52+52)x230	11.0	30	20



-  室外地面 Outdoor ground
-  室内地面 Indoor ground
-  浴室地面 Bathroom ground
-  室外壁 Outdoor wall
-  室内壁 Indoor
-  抗冻 Frost-resistant



NO:WHS763



厦门万科金色悦城



NO:WH755




NO:WH2311




NO:WH887



NO:WHS6351



NO:WH773




NO:WH636



NO:WHS693



NO:WHS6373



NO:WHS6788

Clay Tile

CLAY TILE Frosted Texture Series

Natural Clay Without Glaze Three Dimensions A.B.C

A		B		C			
SHAPE	NO.	SYMBOL	SIZE	THK	PCS/STN	WT/CTN	
形状图	产品编号	代号	规格尺寸(mm)	厚度(mm)	每箱片数	每箱重量kg	
	二丁挂平	WH / WHS	B	230x52	11.0	70	20
	标准角砖	L	B	(168+50)x52	11.0	56	17
	二丁屏风角砖	L	B	(52+52)x230	11.0	30	20

- 室外地面 Outdoor ground
- 室内地面 Indoor ground
- 浴室地面 Bathroom ground
- 室外壁 Outdoor wall
- 室内壁 Indoor
- 抗冻 Frost-resistant



NO:WH565



NO:WH640



NO:WH566



NO:WH770



NO:WH778

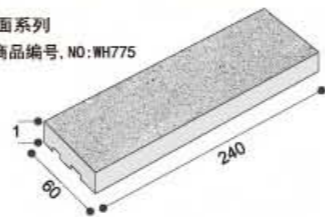


NO:WH771



NO:WH775

使用
磨砂面系列
使用商品编号: NO:WH775



北京市 丽嘉花园



北京市 西山美庐



北京市 西山美庐



北京市 翡翠城
使用 NO:WH775 产品



北京市 西山美庐
使用 NO:WH770 产品

CLAY TILE

Restored Texture Series

Natural Clay Without Glaze Three Dimensions A.B.C

① 240x60x11mm ② 230x52x11mm ③ 200x52x11mm

SHAPE 形状图	NO. 产品编号	SYMBOL 代号	SIZE 规格尺寸(mm)	THK 厚度(mm)	PCS/STN 每箱片数	WT/CTN 每箱重量kg
二丁挂平	WRS	A	240x60	11.0	60	19.5
标准角砖	L	A	(174+50)x60	11.0	56	18
二丁屏风角砖	L	A	(60+60)x240	11.0	30	20



【装箱参数】

- 室外地面
Outdoor ground
- 室内地面
Indoor ground
- 浴室地面
Bathroom ground
- 室外壁
Outdoor wall
- 室内壁
Indoor
- 抗冻
Frost-resistant



NO:WRS6316



NO:WRS692



NO:WRS6311



NO:WRS2473




NO:WRS2313



NO:WRS5673



NO:WRS6375



NO:WRS5693



福州融盛红郡



CLAY TILE


Restored Texture Series

Natural Clay Without Glaze Three Dimensions A.B.C

Ⓐ 240x60x11mm Ⓑ 230x52x11mm Ⓒ 200x52x11mm

SHAPE 形状图	NO. 产品编号	SYMBOL 代号	SIZE 规格尺寸(mm)	THK 厚度(mm)	PCS/STN 每箱片数	WT/CTN 每箱重量kg	【装箱参数】
	WRS	A	240x60	11.0	60	19.5	
	L	A	(174+50)x60	11.0	56	18	
	L	A	(60+60)x240	11.0	30	20	

- 室外地面 Outdoor ground
- 室内地面 Indoor ground
- 浴室地面 Bathroom ground
- 室外壁 Outdoor wall
- 室内壁 Indoor
- 抗冻 Frost-resistant



NO:WRS6371



NO:WFS2301B



NO:WRS5690



Clay Tile

CLAY TILE

Restored Texture Series

Natural Clay Without Glaze Three Dimensions A.B.C

Ⓐ 240x60x11mm Ⓑ 230x52x11mm Ⓒ 200x52x11mm

SHAPE 形状图	NO. 产品编号	SYMBOL 代号	SIZE 规格尺寸(mm)	THK 厚度(mm)	PCS/STN 每箱片数	WT/CTN 每箱重量kg
	WRS	A	240x60	11.0	60	19.5
	L	A	(174+50)x60	11.0	56	18
	L	A	(60+60)x240	11.0	30	20



NO:WRS6373



NO:WRS2301



NO:WRS2332



NO:WRS7543



NO:WRS2302



NO:WRS6362



NO:WRS2380



NO:WRS5691



NO:WRS6313



NO:WRS6343



成都联盟新城



北京市
乐普工程实景图

CLAY TILE

Restored Texture Series

Natural Clay Without Glaze Three Dimensions A.B.C

Ⓐ 240x60x11mm Ⓑ 230x52x11mm Ⓒ 200x52x11mm

SHAPE 形状图	NO. 产品编号	SYMBOL 代号	SIZE 规格尺寸(mm)	THK 厚度(mm)	PCS/STN 每箱片数	WT/CTN 每箱重量kg
	WFS	A	240x60	11.0	60	19.5
	L	A	(174+50)x60	11.0	56	18
	L	A	(60+60)x240	11.0	30	20



NO:WFS2312



NO:WFS2363



NO:WFS2362



NO:WFS6373



NO:WFS7763



NO:WFS6316



NO:WFS2301



NO:WFS6322



NO:WRS2380



乐普工程实景图
日本

Clay Tile

CLAY TILE

Zephyr Texture Series

Natural Clay Without Glaze Three Dimensions A.B.C

陶质无釉 Natural Clay Without Glaze 240x60x11mm 240x40x15mm

变色磨砂面系列



NO:WHS5692



NO:WHS7763

- 室外地面 Outdoor ground
- 室内地面 Indoor ground
- 浴室地面 Bathroom ground
- 室外壁 Outdoor wall
- 室内壁 Indoor
- 抗冻 Frost-resistant



和风系列



NO:WHB83 (磨砂面)



NO:WH569 (磨砂面)



NO:WHS5402 (磨砂面)



NO:WRS5401 (拉毛面)



NO:WH773 (水蚀面)

SHAPE 形状图	NO. 产品编号	SYMBOL 代号	SIZE 规格尺寸(mm)	THK 厚度(mm)	PCS/STN 每箱片数	WT/CTN 每箱重量kg
	WFS	A	240x60	11.0	60	19.5
	L	A	(174+50)x60	11.0	56	18
	L	A	(60+60)x240	11.0	30	20

Ⓐ 240x60x11mm Ⓑ 230x52x11mm Ⓒ 200x52x11mm




NO:WFS6704



NO:WFS6705



NO:WBS6705



NO:WFS6703



使用 NO:WFS6705 产品
天津市 万科东丽湖

CLAY TILE Matte Texture Series

Natural Clay Without Glaze Three Dimensions A.B.C

① 240x60x13mm ② 230x52x13mm ③ 200x52x13mm

SHAPE 形状图	NO. 产品编号	SYMBOL 代号	SIZE 规格尺寸(mm)	THK 厚度(mm)	PCS/STN 每箱片数	WT/CTN 每箱重量kg
	WRM	A	240x60	13.0	50	19.5
	L	A	(174+50)x60	13.0	56	18
	L	A	(60+60)x240	13.0	30	20



【装箱参数】



NO:WHM6107



NO:WRM6107



NO:WRM2107



厦门市 锦绣翔安
使用 NO:WRM2107 产品

CLAY TILE Matte Texture Series

Natural Clay Without Glaze Three Dimensions A.B.C

230x52x11mm 200x40x11mm

SHAPE 形状图	NO. 产品编号	SYMBOL 代号	SIZE 规格尺寸(mm)	THK 厚度(mm)	PCS/STN 每箱片数	WT/CTN 每箱重量kg
	WR	B	230x52	11.0	70	20
	L	B	(168+50)x52	11.0	56	17
	L	B	(52+52)x230	11.0	30	20



NO:WR5771



NO:WR5681



NO:WR2771



NO:WHR770 60x227x18mm



NO:WHR774 60x227x18mm

CLAY TILE


Matte Texture Series

Natural Clay Without Glaze Three Dimensions A.B.C


Ⓐ 240x60x11mm Ⓑ 230x52x11mm Ⓒ 200x52x11mm

SHAPE 形状图	NO. 产品编号	SYMBOL 代号	SIZE 规格尺寸 (mm)	THK 厚度 (mm)	PCS/STN 每箱片数	WT/CTN 每箱重量kg
	WR	B	230x52	11.0	70	20
	L	B	(168+50)x52	11.0	56	17
	L	B	(52+52)x230	11.0	30	20

- 室外地面 Outdoor ground
- 室内地面 Indoor ground
- 浴室地面 Bathroom ground
- 室外壁 Outdoor wall
- 室内壁 Indoor
- 抗冻 Frost-resistant



NO:WR7551



NO:WR5782



使用 NO: WR5782 产品
天津市 张家湾



乐普工程实景图
北京市 亚运新家园
使用 NO: WR7551 产品



Clay Tile

上海中华南郊园

CLAY TILE

Matte Texture Series

Natural Clay Without Glaze Three Dimensions A.B.C

① 240x60x11mm ② 230x52x11mm ③ 200x52x11mm

SHAPE	NO.	SYMBOL	SIZE	THK	PCS/STN	WT/CTN
形状图	产品编号	代号	规格尺寸(mm)	厚度(mm)	每箱片数	每箱重量kg
	WR	A	240x60	11.0	60	19.5
	L	A	(174+50)x60	11.0	56	18
	L	A	(60+60)x240	11.0	30	20



NO:WR240



NO:WR231



NO:WR236



NO:WR011



NO:WR571



NO:WR569



NO:WR631



NO:WR632



NO:WR634



NO:WR642




NO:WR636



NO:WR637

● Corner tile is available for all series



NO:WR2331



北京市 华润橡树湾
乐普工程实景图



Clay Tile

CLAY TILE

Matte Texture Series

Natural Clay Without Glaze Three Dimensions A,B,C

Ⓐ 240x60x11mm Ⓑ 230x52x11mm Ⓒ 200x52x11mm

SHAPE 形状图	NO. 产品编号	SYMBOL 代号	SIZE 规格尺寸(mm)	THK 厚度(mm)	PCS/STN 每箱片数	WT/CTN 每箱重量kg
	WR	A	240x60	11.0	60	19.5
	L	A	(174+50)x60	11.0	56	18
	L	A	(60+60)x240	11.0	30	20



【装箱参数】

- 室外地面 Outdoor ground
- 室内地面 Indoor ground
- 浴室地面 Bathroom ground
- 室外壁 Outdoor wall
- 室内壁 Indoor
- 抗冻 Frost-resistant



NO: WR576



NO: WR670



NO: WR775



NO: WR753



NO: WR755



NO: WR769



NO: WR789



NO: WR870



NO: WR778



NO: WR770



NO: WR772



NO: WR773



沈阳市 佳和新城 使用 NO: WR576 NO: WR670 NO: WR775 产品

CLAY TILE

Matte Texture Series

Natural Clay Without Glaze Three Dimensions A.B.C

Ⓐ 240x60x11mm Ⓑ 230x52x11mm Ⓒ 200x52x11mm

SHAPE	NO.	SYMBOL	SIZE	THK	PCS/STN	WT/CTN
形状图	产品编号	代号	规格尺寸(mm)	厚度(mm)	每箱片数	每箱重量kg
	WR	A	240x60	11.0	60	19.5
	L	A	(174+50)x60	11.0	56	18
	L	A	(60+60)x240	11.0	30	20



NO:WR2901



NO:WR854



NO:WR248



NO:WR8711



NO:WR258



NO:WR5801



NO:WR852



NO:WR992



NO:WR880



NO:WR777



NO:WR881



NO:WR991



NO:WR882



NO:WR996



NO:WR884



NO:WR998



NO:WR885



NO:WR999



NO:WR886



NO:WR899



CLAY TILE Matte Texture Series

Natural Clay Without Glaze Three Dimensions A.B.C

Ⓐ 240x60x11mm Ⓑ 230x52x11mm Ⓒ 200x52x11mm

SHAPE 形状图	NO. 产品编号	SYMBOL 代号	SIZE 规格尺寸(mm)	THK 厚度(mm)	PCS/STN 每箱片数	WT/CTN 每箱重量kg
	WR	A	240x60	11.0	60	19.5
	L	A	(174+50)x60	11.0	56	18
	L	A	(60+60)x240	11.0	30	20

【装箱参数】

- 室外地面 Outdoor ground
- 室内地面 Indoor ground
- 浴室地面 Bathroom ground
- 室外壁 Outdoor wall
- 室内壁 Indoor
- 抗冻 Frost-resistant



NO:WR884 WR885 WR886(三色混)



乐普工程实景图
深圳万科棠樾

Clay Tile

CLAY TILE Natural Flat Series

Natural Clay Without Glaze Three Dimensions A.B.C

Ⓐ 240x60x11mm Ⓑ 230x52x11mm Ⓒ 200x52x11mm



NO: WF560



NO: WF562



NO: WF563



NO: WF231



NO: WF253



NO: WF236



乐普工程实景图
多哥总统府

CLAY TILE Natural Flat Series

Natural Clay Without Glaze Three Dimensions A.B.C

Ⓐ 240x60x11mm Ⓑ 230x52x11mm Ⓒ 200x52x11mm

SHAPE 形状图	NO. 产品编号	SYMBOL 代号	SIZE 规格尺寸(mm)	THK 厚度(mm)	PCS/STN 每箱片数	WT/CTN 每箱重量kg
	WF	A	240x60	11.0	60	19.5
	L	A	(174+50)x60	11.0	56	18
	L	A	(60+60)x240	11.0	30	20

【装箱参数】



NO: WF2310



NO: WF8680



NO: WF5690



NO: WF8670



NO: WF8830



NO: WF7530

Clay Tile

CLAY TILE

Natural Flat Series


Natural Clay Without Glaze Three Dimensions A.B.C

Ⓐ 240x60x11mm Ⓑ 230x52x11mm Ⓒ 200x52x11mm

SHAPE	NO.	SYMBOL	SIZE	THK	PCS/STN	WT/CTN
形状图	产品编号	代号	规格尺寸(mm)	厚度(mm)	每箱片数	每箱重量kg
二丁挂平	WF	A	240x60	11.0	60	19.5
标准角砖	L	A	(174+50)x60	11.0	56	18
二丁屏风角砖	L	A	(60+60)x240	11.0	30	20



【装箱参数】



NO:WF635

NO:WF632

NO:WF238



NO:WF998

福州市 福建省中医学院体育馆
使用 NO:WF634 产品



NO:WF852



NO:WF881



NO:WF883




NO:WF992



NO:WF994



NO:WF999



NO:WF755



NO:WF569



NO:WF636



NO:WF770



NO:WF775



NO:WF885

CLAY TILE

Linear Texture Series

Natural Clay Without Glaze Three Dimensions A.B.C

陶质无釉 Natural Clay Without Glaze (A) 200x60x15mm (B) 227x60x15mm



【装箱参数】

(A) 形状图尺寸



(B) 形状图尺寸



SHAPE	NO.	SYMBOL	SIZE	THK	PCS/STN	WT/CTN
形状图	产品编号	代号	规格尺寸 (mm)	厚度 (mm)	每箱片数	每箱重量kg
(A) 二丁挂平	WHL	A	200x60	15.0	44	12.5

SHAPE	NO.	SYMBOL	SIZE	THK	PCS/STN	WT/CTN
形状图	产品编号	代号	规格尺寸 (mm)	厚度 (mm)	每箱片数	每箱重量kg
(B) 二丁挂平	WHL	B	227x60	15.0	42	13.5



NO:WHL5781



NO:WHL5673



NO:WTL637



NO:WPS5692

- 室外地面
Outdoor ground
- 浴室地面
Bathroom ground
- 室内壁
Indoor
- 室内地面
Indoor ground
- 室外壁
Outdoor wall
- 抗冻
Frost-resistant



NO:WHL56362 60x200x15



NO:WHL56312 60x200x15



NO:WHL769 60x227x15



NO:WHL576 60x227x15



NO:WHL571 60x200x15



NO:WHL56316 60x200x15



NO:WHL56362 60x200x15



NO:WHL642 60x227x15



NO:WHL769 60x227x15



NO:WHL578 60x227x15



NO:WP753



NO:WP773



NO:WP636



NO:WP998

沈阳铁路总局



CLAY TILE

Linear Texture Series

Natural Clay Without Glaze Three Dimensions A.B.C

Ⓐ 240x60x11mm Ⓑ 230x52x11mm Ⓒ 200x52x11mm

SHAPE 形状图	NO. 产品编号	SYMBOL 代号	SIZE 规格尺寸(mm)	THK 厚度(mm)	PCS/STN 每箱片数	WT/CTN 每箱重量kg
	WL	A	240x60	11.0	60	19.5
	L	A	(174+60)x60	11.0	56	18
	L	A	(60+60)x240	11.0	30	20



NO:WL242



NO:WL636



NO:WL231



NO:WL562



NO:WL770



NO:WL253



NO:WL868



NO:WG756



NO:WL753



NO:WL881



NO:WG777



NO:WL766



NO:WL569



NO:WL998



NO:WL998



NO:WL884 (WL882 WL884 WL886三色混)



NO:WL636 WL637



NO:WG998 115x240x22mm



NO:WG777 115x240x22mm



NO:WG999 115x240x22mm



NO:WG631 115x240x22mm



NO:WG998 115x240x22mm



NO:WL998 60x240x35mm



梯形线面 NO:WTL257



梯形线面 NO:WTL576



梯形线面 NO:WTL573



梯形线面 NO:WTL999



Clay Tile

CLAY TILE Special Shape Serie


Natural Clay Without Glaze Three Dimensions A,B,C

Ⓐ 240x60x11mm Ⓑ 230x52x11mm Ⓒ 200x52x11mm

-  室外地面 Outdoor ground
-  室内地面 Indoor ground
-  浴室地面 Between ground
-  室外壁 Outdoor wall
-  室内壁 Indoor
-  抗冻 Frost-resistant



NO : WB568



NO : WB769




NO : WB771



NO : WY770



NO : WB978



NO : WBS6375



NO : WS636



NO : WS569



NO : WS998



NO : WBS7763 劈岩面



NO : WBS6316 劈岩面



NO : WB580 劈岩面



NO : WB770 劈岩面



NO : WBS998X

特殊面系列产品 Special Shape Series



NO : WD011



NO : WD238



NO : WDS6322



NO : WDS6374



NO : WDRS6375



NO : WBS6373 劈岩面

CLAY TILE

Clay Paver Series

Natural Clay Without Glaze Three Dimensions A.B.C


陶质无釉 Natural Clay Without Glaze

SHAPE	NO.	SYMBOL	SIZE	THK	PCS/STN	WT/CTN
形状图	产品编号	代号	规格尺寸(mm)	厚度(mm)	每箱片数	每箱重量kg
 二丁挂平	FFS	D	115x230	28.0	14	22

SHAPE	NO.	SYMBOL	SIZE	THK	PCS/STN	WT/CTN
形状图	产品编号	代号	规格尺寸(mm)	厚度(mm)	每箱片数	每箱重量kg
 二丁挂平	FF/FFS	D	194x194	12.0	16	17



NO:FFS2332 194x194x12mm



NO:FF636 194x194x12mm



NO:FF636
300x300x12mm




NO:FFS6373 194x194x12mm



NO:FFS2312 194x194x12mm




NO:FFS5692
115x230x28mm



NO:FFS2301
115x230x28mm



产品写真效果



产品写真效果

CLAY TILE

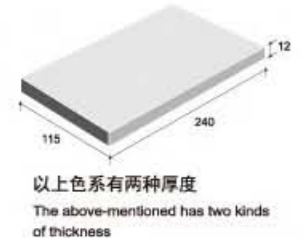
Clay Paver Series

Natural Clay Without Glaze Three Dimensions A.B.C

● 240x115x12 240x115x30 100x200x18 194x194x12 陶质无釉 Natural Clay Without Glaze

SHAPE	NO.	SYMBOL	SIZE	THK	PCS/STN	WT/CTN
形状图	产品编号	代号	规格尺寸(mm)	厚度(mm)	每箱片数	每箱重量kg
	FF	D	240x115	12.0	34	23.5


SHAPE	NO.	SYMBOL	SIZE	THK	PCS/STN	WT/CTN
形状图	产品编号	代号	规格尺寸(mm)	厚度(mm)	每箱片数	每箱重量kg
	FF	D	100x200	18.0	30	27



乐普工程实景图
泉州奥林匹克花园



参考工法 PLAN REFER



CLAY TILE



RS992 240x80x25mm




RS777 240x80x25mm



NO:WR852-25
240x88x25mm



NO:WR636-25
240x88x25mm



WR756 240x60x30mm



NO:WR236-25
240x88x25mm



NO:WR755-25
240x88x25mm

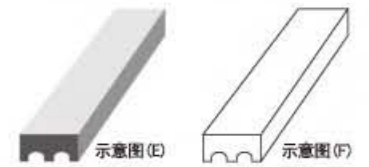


示意图 (E)

示意图 (F)



NO:WR773-25

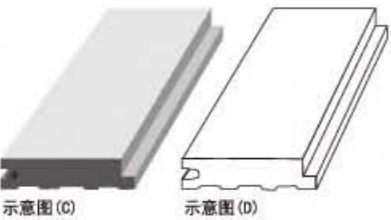


示意图 (C)

示意图 (D)



NO:WRS2313-25
240x88x25mm



NO:WRS6373-25
240x88x25mm



NO:FF231



NO:LM231



NO:FF636



NO:LM636



NO:FF231



NO:LN231



NO:FF636



NO:LN636



NO:FF231



NO:LM562



NO:FF636



NO:FF562

Construction Method of Artificial Stone

This product adopts Japanese advanced technology and unique formula. The main raw materials include selected silicate, lightweight aggregate and other inorganic materials.

The construction steps are as follows:

I. Adhesive material: Artificial stones or tiles used as interior wall material – please use adhesives having high adhesive strength and the property of elasticity, such as 801 construction glue, Asa adhesive (Note: ordinary cement has small adhesive force and large shrinkage, which will make the artificial stones or tiles crack or fall off).

Artificial stones or tiles used as exterior wall material – please use adhesives having high bonding strength and the property of elasticity, or high-quality cement added with reinforced glue (for example, cement: sand: 801 glue = 2:4:1, or cement: sand: water = 2:2:1).

* During the construction process, the bottom of artificial stones or tiles must be evenly coated with adhesive material. Never put dots of adhesive on the bottom.

* According to different characteristics of the above various adhesives, pave stones/tiles on dry surface or completely wet surface.

II. Arrangement: considering the overall effect, please arrange and set up the model on flat ground; when a best effect is found, pave accordingly following the same order, try not to pave together the artificial stones or tiles with similar size, shape or color.

III. Pave after bottom treatment: dirt (especially the dust) on the wall surface and on the bottom of the artificial stones must be cleared off, and the wall surface should be rough but also have certain degree of flatness. Smear the adhesive material on the back of a stone to form a layer with the thickness of 10 - 20mm, and press the stone tightly onto the wall surface. A thin layer of adhesive can be applied on the bottom of the artificial stones/ tiles. (Note: 1. If large area of the surface of either artificial stones or tiles are accidentally stained, timely use soft brush and clean water to clean the surface before using the products. Remember not to use acid liquid to clean the surface of the products; 2. Do not use iron or very hard tools to hit the surface of products so as to avoid damaging the products.

IV. Gap standard and treatment: 1. For products with regular shape, gap may not be left. The minimum gap of 15mm should be left for products with arbitrary shapes. It is suggested to leave a gap of about 10mm for LP*Z*series of artificial stones/tiles products, and please use a comb-type spatula to spread adhesives. 2. Pay attention to the depth when filling gaps. The deeper the gaps are, the stronger the stereoscopic effect of the products is; after the filling materials initially solidify, use bamboo strips or other tools to remove excessive filling materials; dip a brush in clean water to repair the gap surface.

V. Adjustment: To satisfy construction need, when the size of some artificial stones or artificial tiles does not meet the construction requirements, the sides of the stones or tiles can be cut so as to make adjustment. When paving corners of walls, please pave the wall angle first and pay attention to stacking flatly.

VI. Outdoor construction: please use the exterior wall series of products. In general, exterior wall products have already undergone protection treatment, having the characteristics of waterproof, anti-freezing, anti-ultraviolet radiation, anti-alkali, etc. Protective agent protection treatment can also be made after the paving is completed. (It is suggested to make protection treatment after the products and joint filling agent has dried).

VII. Water replenishing treatment: in order to make the wall surface, mortar, artificial stones or tiles have better bonding strength, please follow the following requirements:

1. Before paving, walls and artificial stones or tiles must maintain a certain humidity; too dry walls must be sprayed with water; too dry artificial stones or tiles must be immersed in water or be sprayed with water. 2. If the artificial stones or tiles expose to direct hot sunshine for over five hours after being paved on walls, the stones or tiles must be sprayed with water mist (for example: if the temperature is above twenty-three degrees, it is recommended to spray water twice a day at eleven o'clock in the morning and four o'clock in the afternoon respectively; if the temperature is above twenty-seven degrees, it is recommended to spray water thrice a day at ten o'clock and eleven o'clock in the morning and four o'clock in the afternoon respectively; Water spray treatment may be stopped after five days of continuous spray treatment. 3. It is suggested to use portable hand pressure sprayer as water spraying tool.

VIII. Completion treatment: timely remove dirt from the surface of the products (use a brush, soft clean cloth and clean water to clean. Remember not to use acid liquid to clean).

IX. Artificial stone is a kind of novel, lightweight, environment-friendly building decorative material, so its strength is relatively low. Handle the products carefully during the loading and unloading process. Place the products with surface upward according to the packing sealing direction. The products are easy to crush if being placed sidelong. The products should not shake too much during the transport process, so the driver must drive the truck smoothly and stably. When unloading and stacking, find flat ground and stack the products neatly. The maximum stacking height should not exceed 9 levels in principle.

Field Stone Series

鹅卵石系列 玉石シリーズの Cobblestone

LP-E

NO.	WT/CTN	SQM/CTN	PCS/CTN	Size
品名	每箱重量	每箱面积	每箱片数	产品尺寸
LP-E	≤30KG	0.85	33-40	85-250 30-220 25-66



LPE-07



LPE-03



LPE-70



LPE-10



Artificial Stone

Rock Stone Series

艺术石系列 艺术の石シリーズの Art Stone Series

LP-T-



NO.	WT/CTN	SQM/CTN	PCS/CTN	Size
品名	每箱重量	每箱面积	每箱片数	产品尺寸
LP-T-C	≤30KG	1	20-35	120-380
LP-T-G				50-220
				25-50

- 室外壁 Outdoor wall
- 室内壁 Indoor wall
- 室外地面 Outdoor ground
- 室内地面 Indoor ground
- 浴室地面 Bathroom ground
- 抗冻 Frost-resistant



Corner stone is available for all series



深圳招商华侨城曦城一期



Artificial Stone

Rock Stone Series

艺术石系列 艺术の石シリーズの Art Stone Series

LP-T-




NO.	WT/CTN	SQM/CTN	PCS/CTN	Size
品名	每箱重量	每箱面积	每箱片数	产品尺寸mm
LP-T-C	≤30KG	1	20-35	120-390 50-220 25-50

【装箱参数】



- 室外壁
Outdoor wall
- 室内壁
Indoor wall
- 室外地面
Outdoor ground
- 室内地面
Indoor ground
- 浴室地面
Bathroom ground
- 抗冻
Frost-resistant



沈阳金地 长青湾天阅

Artificial Stone

Rock Stone Series

艺术石系列 艺术の石シリーズの Art Stone Series

LP-T-



NO.	WT/CTN	SQM/CTN	PCS/CTN	Size
品名	每箱重量	每箱面积	每箱片数	产品尺寸mm
LP-T-	≤30KG	1	20-35	120-390
LP-T-H				50-220 25-50

【装箱参数】



LPT-H05



LPT-2088



LPT-H47



LPT-206



LPT-302



LPT-05



LPT-21



LPT-22



LPT-C01



LPT-B39



LPT-28



LPT-32



LPT-18

Artificial Stone

Rock Stone Series

艺术石系列 艺术の石シリーズの Art Stone Series


LP-T



NO.	WT/CTN	SQM/CTN	PCS/CTN	Size
品名	每箱重量	每箱面积	每箱片数	产品尺寸mm
LP-T	≤30KG	1	20-35	120-390 50-220 25-50

- 室外壁 Outdoor wall
- 室内壁 Indoor wall
- 室外地面 Outdoor ground
- 室内地面 Indoor ground
- 浴室地面 Bathroom ground
- 抗冻 Frost-resistant

门窗石



LPT-N62

深圳招商华侨城曦城一期



Rock Stone Series

艺术石系列 艺术の石シリーズの Art Stone Series

LP-T-C



NO.	WT/CTN	SQM/CTN	PCS/CTN	Size
品名	每箱重量	每箱面积	每箱片数	产品尺寸mm
LP-T-C	≤30KG	1	20-35	120-390 50-220 25-50

- 室外壁 Outdoor wall
- 室内壁 Indoor wall
- 室外地面 Outdoor ground
- 室内地面 Indoor ground
- 浴室地面 Bathroom ground
- 抗冻 Frost-resistant



LPT-G00



丹东市博恩御山水


Artificial Stone



LPT-N26



LPT-T35



LPT-N28

Rock Stone Series

艺术石系列 艺术の石シリーズの Art Stone Series



NO.	WT/CTN	SQMCTN	PCS/CTN	Size
品名	每箱重量	每箱面积	每箱片数	产品尺寸mm
LP-T	≤30KG	1	20-35	120~390
LP-T-N				50~220 25~50

- 室外壁
Outdoor wall
- 室内壁
Indoor wall
- 室外地面
Outdoor ground
- 室内地面
Indoor ground
- 浴室地面
Bathroom ground
- 抗冻
Frost-resistant



LPT-N45



上海中华南郊园工程实景



东方高尔夫三期

Artificial Stone



福州融盛红郡

Rock Stone Series

艺术石系列 艺术的石シリーズの Art Stone Series

LP-T-C



NO.	WT/CTN	SQM/CTN	PCS/CTN	Size
品名	每箱重量	每箱面积	每箱片数	产品尺寸mm
LP-T-C	≤30KG	1	20-35	120-390 50-220 25-50

【装箱参数】

- 室外壁 Outdoor wall
- 室内壁 Indoor wall
- 室外地面 Outdoor ground
- 室内地面 Indoor ground
- 浴室地面 Bathroom ground
- 抗冻 Frost-resistant



厦门日月谷温泉乡村俱乐部



沈阳信达 理想城



LPT-208N



LPT-208



LPT-C06



LPT-C12



LPT-C07



LPT-2130

Rock Stone Series

LP-T-D



NO.	WT/CTN	SQM/CTN	PCS/CTN	Size
品名	每箱重量	每箱面积	每箱片数	产品尺寸mm
LP-T-D	≤31KG	1	22-24	50±2-400±10 50±2-300±10 25±15

【装箱参数】



LPT-D03



LPT-D01B



LPT-D08



LPT-D01

Artificial Stone





厦门万科湖心岛

丹东市博恩 御山水



Rock Stone Series

- 室外壁
Outdoor wall
- 室内壁
Indoor wall
- 浴室地面
Bathroom ground
- 室外地面
Outdoor ground
- 室内地面
Indoor ground
- 抗冻
Frost-resistant



Ledge Stone Series

礁岩系列 い暗礁の岩のシリーズの Thin Reef Series

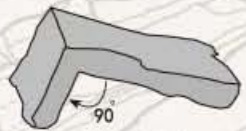
LP-D



NO.	WT/CTN	SQM/CTN	PCS/CTN	Size
品名	每箱重量	每箱面积	每箱片数	产品尺寸mm
LP-D-	≤21KG	0.6	18	505±10/300±10/200±10 100±3 30±3

【装箱参数】

-  室外壁 Outdoor wall
-  室内壁 Indoor wall
-  室外地面 Outdoor ground
-  室内地面 Indoor ground
-  浴室地面 Bathroom ground
-  抗冻 Frost-resistant



Corner stone is available for all series



LPD-01



LPD-02



LPD-03



LPD-05



LPD-08



LPD-11



格拉斯小镇实景

Artificial Stone



沈阳信达 理想城



LPD-18



LPD-53



LPD-26



LPD-28



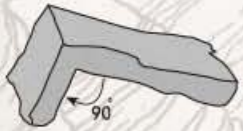
LPD-29




泉州市中骏雍景台

Ledge Stone Series

礁岩系列 い暗礁の岩のシリーズの Thin Reef Series



Corner stone is available for all series



日本横浜工程实景



Artificial Stone

Ledge Stone Series

礁岩系列 い暗礁の岩のシリーズの Thin Reef Series

LP-D



NO.	WT/CTN	SQM/CTN	PCS/CTN	Size
品名	每箱重量	每箱面积	每箱片数	产品尺寸mm
LP-D- LP-H-	≤21KG	0.6	18	505±10/300±10/200±10 100±3 30±3

【装箱参数】

-  室外壁 Outdoor wall
-  室内壁 Indoor wall
-  室外地面 Outdoor ground
-  室内地面 Indoor ground
-  浴室地面 Bathroom ground
-  抗冻 Frost-resistant



Ledge Stone Series

礁岩系列 い暗礁の岩のシリーズの Thin Reef Series

LP-D



NO.	WT/CTN	SQM/CTN	PCS/CTN	Size
品名	每箱重量	每箱面积	每箱片数	产品尺寸mm
LP-D-	≤21KG	0.6	18	505±10/300±10/200±10 100±3 30±3

【装箱参数】

-  室外壁 Outdoor wall
-  室内壁 Indoor wall
-  室外地面 Outdoor ground
-  室内地面 Indoor ground
-  浴室地面 Bathroom ground
-  抗冻 Frost-resistant



福州万科城





LPS-01



LPS-04



LPS-36

LP-S

NO.	WT/CTN	SQM/CTN	PCS/CTN	Size
品名	每箱重量	每箱面积	每箱片数	产品尺寸mm
LP-S-	≤22KG	0.5	15	505*10/300*10/200*10 100±3 35±5

【装箱参数】

- 室外壁 Outdoor wall
- 室内壁 Indoor wall
- 室外地面 Outdoor ground
- 室内地面 Indoor ground
- 浴室地面 Bathroom ground
- 抗冻 Frost-resistant

厚礁岩系列
厚い暗礁の岩のシリーズの
Thick Reef



LPS-25



LPS-37



Cultured Brick Veneer Series

仿古砖系列 古代の模造のシリーズの Antique include bond series



NO.	WT/CTN	SQM/CTN	PCS/CTN	Size
品名	每箱重量	每箱面积	每箱片数	产品尺寸mm
LP-Z-B LP-Z-R	≤19KG	1.3	83	220±7 59±3 15.5±3



corner stone is available for all series

LP-Z-

NO.	WT/CTN	SQM/CTN	PCS/CTN	Size
品名	每箱重量	每箱面积	每箱片数	产品尺寸mm
LP-Z-	≤14.5KG	1	64	205±5 64±3 14.5±2.5



沈阳新湖 仙林金谷



Artificial Stone

Cultured Brick Veneer Series



LPZ-09

仿古砖系列 古代のの模造のシリーズの Antique include bond series

LP-Z

NO.	WT/CTN	SQM/CTN	PCS/CTN	Size
品名	每箱重量	每箱面积	每箱片数	产品尺寸mm
LP-Z-	≤14.5KG	1	64	205±5 64±3 14.5±2.5

- 【装箱参数】
- 室外壁
Outdoor wall
 - 室内壁
Indoor wall
 - 室外地面
Outdoor ground
 - 室内地面
Indoor ground
 - 浴室地面
Bathroom ground
 - 抗冻
Frost-resistant

十堰市武当山白酒厂



LPZ-D08

洞石系列 穴の石シリーズの Travertine

因许多优美的孔洞与其特有的颜色和花纹而得名，而受到人们的青睐，外加其纯天然气息、优雅的底蕴、独特的外在展现，而成为营造经典设计的风尚元素。


Holes because of its many beautiful colors and patterns unique to its name, but by people of all ages, plus the pure natural gas rates, an elegant heritage, unique external display, and a fashion element to create a classic design.

成都 中国会所



Artificial Stone

Cultured Brick Veneer Series



LPZ-71A


仿古砖系列 古代のの模造のシリーズの Antique include bond series

LP-Z

NO.	WT/CTN	SQM/CTN	PCS/CTN	Size
品名	每箱重量	每箱面积	每箱片数	产品尺寸mm
LP-Z-	≤14.5KG	1	62	220±5 60±3 15.5±2.5

【装箱参数】

- 室外壁
Outdoor wall
- 室内壁
Indoor wall
- 室外地面
Outdoor ground
- 室内地面
Indoor ground
- 浴室地面
Bathroom ground
- 抗冻
Frost-resistant



LPZ-75

唐山万科红郡




Artificial Stone

唐山万科红郡

Cultured Brick Veneer Series

仿古砖系列 古代の模造のシリーズの Antique include bond series




LP-Z



NO.	WT/CTN	SQM/CTN	PCS/CTN	Size
品名	每箱重量	每箱面积	每箱片数	产品尺寸
LP-Z-	≤14.5KG	1	64	205±5 64±3 14.5±2.5

【装箱参数】

- 室外壁 Outdoor wall
- 室内壁 Indoor wall
- 室外地面 Outdoor ground
- 室内地面 Indoor ground
- 浴室地面 Bathroom ground
- 抗冻 Frost-resistant



格拉斯小镇实景

北京光大地产光大花园

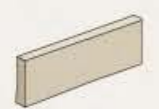


Artificial Stone

Cultured Brick Veneer Series

仿古砖系列 古代の模造のシリーズの Antique include bond series

LP-Z



NO.	WT/CTN	SQM/CTN	PCS/CTN	Size
品名	每箱重量	每箱面积	每箱片数	产品尺寸mm
LP-Z	≤14.5KG	1	64	205±5 64±3 14.5±2.5

【装箱参数】

- 室外壁 Outdoor wall
- 室内壁 Indoor wall
- 室外地面 Outdoor ground
- 室内地面 Indoor ground
- 浴室地面 Bathroom ground
- 抗冻 Frost-resistant



Cultured Brick Veneer Series

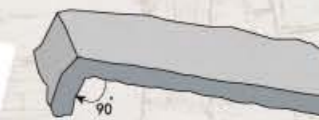


劈岩系列 岩を避けますシリーズの Split Rock

-  室外壁 Outdoor wall
-  室内壁 Indoor wall
-  室外地面 Outdoor ground
-  室内地面 Indoor ground
-  浴室地面 Bathroom ground
-  抗冻 Frost-resistant

LP-Z-A 


NO.	WT/CTN	SQM/CTN	PCS/CTN	Size
品名	每箱重量	每箱面积	每箱片数	产品尺寸mm
LP-Z-A	≤22KG	1	60	240±6 60±2.5 25±5

【装箱参数】



Corner stone is available for all series

仿古砖系列 古代の模造のシリーズの
Antique include bond series



Artificial Stone

Cultured Brick Veneer Series

风化砖系列 风化的れんがシリーズの Weathering include bond

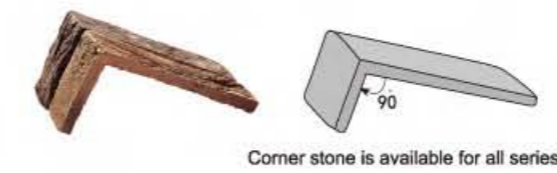

LP-Z-C



NO.	WT/CTN	SQM/CTN	PCS/CTN	Size
品名	每箱重量	每箱面积	每箱片数	产品尺寸mm
LP-Z-C	≤14.5KG	1	78	205±5 50±3 14.5±2.5

【装箱参数】

- 室外壁 Outdoor wall
- 室外地面 Outdoor ground
- 室内壁 Indoor wall
- 室内地面 Indoor ground
- 浴室地面 Bathroom ground
- 抗冻 Frost-resistant



Artificial Stone

Grainy Stone Series

木纹系列 木目シリーズの Wood Series

LP-M-P



NO.	WT/CTN	SQM/CTN	PCS/CTN	Size
品名	每箱重量	每箱面积	每箱片数	产品尺寸mm
LP-M-P	≤29KG	1	20	500±15 100±3 20±3

【装箱参数】

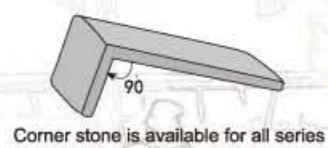
-  室外壁 Outdoor wall
-  室内壁 Indoor wall
-  室外地面 Outdoor ground
-  室内地面 Indoor ground
-  浴室地面 Bathroom ground
-  抗冻 Frost-resistant

LP-M-



NO.	WT/CTN	SQM/CTN	PCS/CTN	Size
品名	每箱重量	每箱面积	每箱片数	产品尺寸mm
LP-M-	≤26KG	1.1	22	500±15 100±3 17±3

【装箱参数】



Corner stone is available for all series



福州融汇山水



Artificial Stone

Castle Stone Series


城堡石系列 砦の石シリーズの Castle stone

LP-F

NO.	WT/CTN	SQM/CTN	PCS/CTN	Size
品名	每箱重量	每箱面积	每箱片数	产品尺寸mm
LP-F-	≤31KG	1	22-24	50±2-400±10 50±2-300±10 25±15

【规格参数】

- 室外墙
Outdoor wall
- 室内墙
Indoor wall
- 室外地面
Outdoor ground
- 室内地面
Indoor ground
- 浴室地面
Bathroom ground
- 抗冻
Frost-resistant



Artificial Stone

Castle Stone Series

城堡石系列 岩の石シリーズの Castle stone

LP-F



NO.	WT/CTN	SQM/CTN	PCS/CTN	Size
品名	每箱重量	每箱面积	每箱片数	产品尺寸mm
LP-F-	≤31KG	1	22-24	50±2-400±10 50±2-300±10 25±15

- 室外壁 Outdoor wall
- 室内壁 Indoor wall
- 室外地面 Outdoor ground
- 室内地面 Indoor ground
- 浴室地面 Bathroom ground
- 抗冻 Frost-resistance

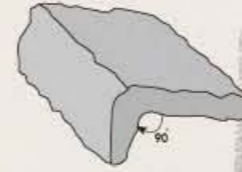


LPF-20



LPF-31

Corner stone is available for all series



广州山水名园



LPF-29



LPF-30



LPF-213



LPF-35

Artificial Stone

LOPO Terracotta Facade Panel



Standard Color of LOPO Terracotta Facade Panels

F231	F62	F001	F89
F26	F63	F883	F789
F232	F69	F85	F76
F24	F70	F86	F773

Terracotta Louver/Baguette

Maximum Length is 1800mm



NO:T4018026
SIZE:LTY4X18



NO:T4018060
SIZE:LTY4X18



NO:T4018069
SIZE:LTY4X18



NO:T5018069
SIZE:LTY(2+5)X18



NO:T4018076
SIZE:LTY4X18



NO:T5018076
SIZE:LTY(2+5)X18



NO:T4018086
SIZE:LTY4X18



NO:T5018086
SIZE:LTY(2+5)X18



NO:T505026
SIZE:LTY5X5



NO:T505063
SIZE:LTY5X5



NO:T505064
SIZE:LTY5X5



NO:T505069
SIZE:LTY5X5



NO:T505001
SIZE:LTY5X5



NO:T505083
SIZE:LTY5X5



NO:T505085
SIZE:LTY5X5



NO:T5010001椭圆
SIZE:LTY5X10



NO:T5010086椭圆
SIZE:LTY5X10



NO:T5010069椭圆
SIZE:LTY5X10



NO:T5015086
SIZE:LTY5X15



NO:T5015069
SIZE:LTY5X15



NO:T5010069
SIZE:LTY6X10